

PRO Series Specification

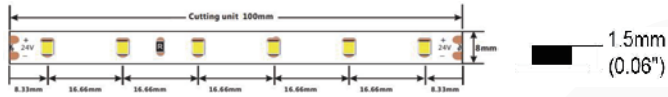
# D860

## 24V-8mm



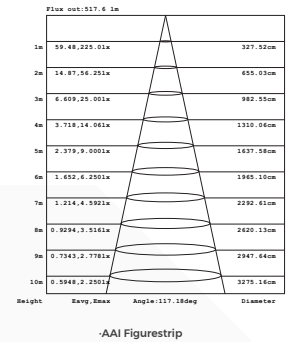
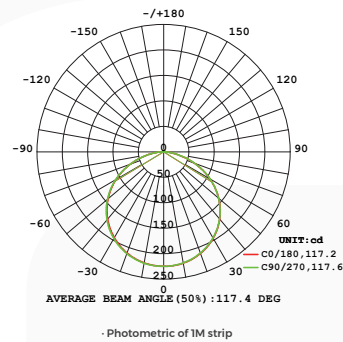
## 【General description】

- Double leds per cut for 24V , easily for customized application
- Self-encapsulated design offers 5 optional 1900-6000K white lights
- High quality PFC, high thermal 3M adhesive
- With life span over 60000H
- Ta: -25~40°C; Tc: 75°C (max)



## 【Dimension】

- |  |  |
|--|--|
| Input voltage: DC24V                               | Max.length: 5000mm(16.4')              |
| CRI: >80/90/95                                     | Cutting unit: 6leds/100mm(3.96")       |
| Max.power: 7.2W(1m)                                | LED pitch: 16.66mm(0.66")              |
| Power range: 6.2 ~7.2W(1m)                         | Min. bend diameter: $\Phi$ 60mm(2.36") |
| Rated current: 0.28A(1m) /1.14A(5m)                | Mounting: 3M tape                      |
| Typical Power: 6.7W(1m) /27.24W(5m)                | Copper foil: 2oz                       |
| tape IP: IP20/IP65/IP67                            |  |
| On-off times: 10000 (test times)                   |  |
| Warranty: 5years (Warranty is based on indoor use) |  |



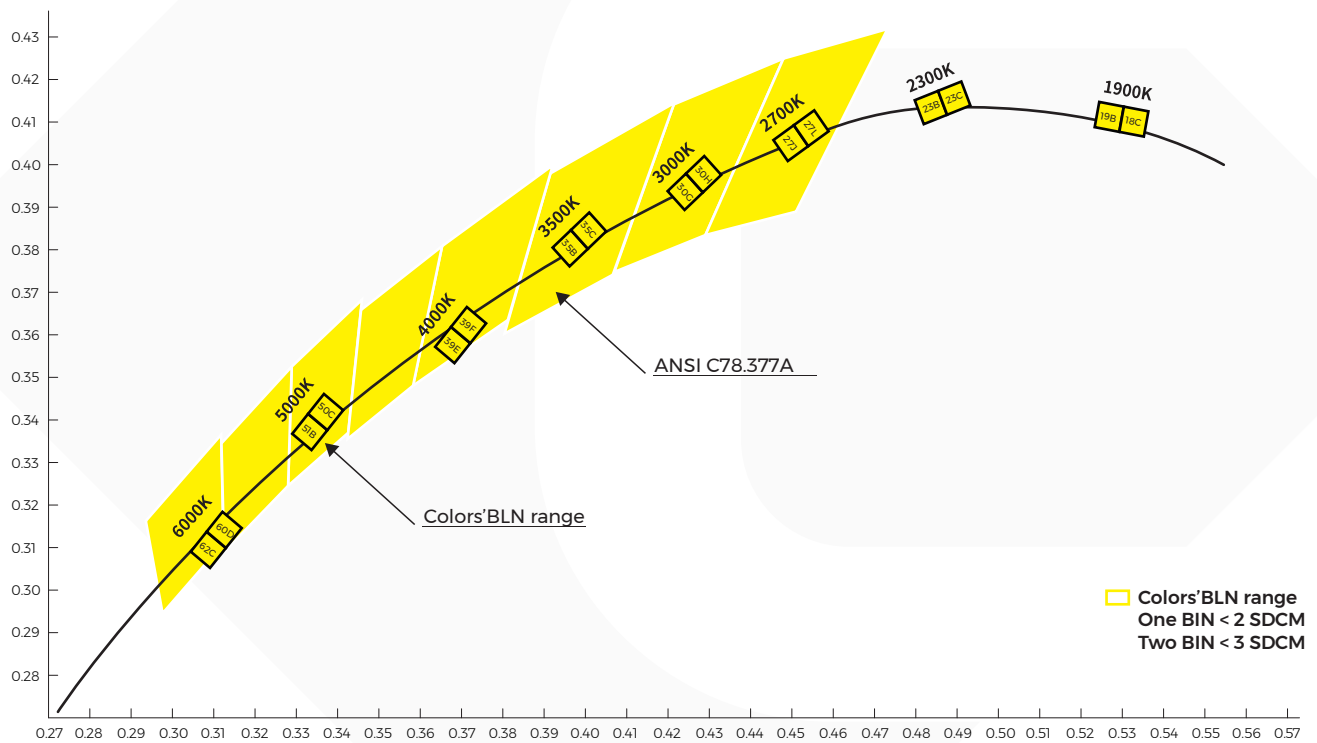
## 【Photo-electric Parameters】

CRI	Color	CCT	Lumen(lm/m)	Lumen(lm/ft)	lm/W	ERP 2019
Ra>80	CW	1900K	640	195	88	G
Ra>80	LW	2300K	700	214	97	G
Ra>80	SW	2700K	750	229	104	F
Ra>80	WW	3000K	790	241	109	F
Ra>80	PW	3500K	800	244	111	F
Ra>80	NW	4000K	825	252	114	F
Ra>80	DW	5000K	825	252	114	F
Ra>80	W	6000K	790	241	109	F
Ra>90	CW	1900K	510	156	76	G
Ra>90	LW	2300K	560	171	84	G
Ra>90	SW	2700K	600	183	90	G
Ra>90	WW	3000K	630	192	95	F
Ra>90	PW	3500K	640	195	96	F
Ra>90	NW	4000K	660	201	99	F
Ra>90	DW	5000K	660	201	99	F
Ra>90	W	6000K	630	192	95	F
Ra>95	SW	2700K	469	143	70	G
Ra>95	WW	3000K	515	157	77	G

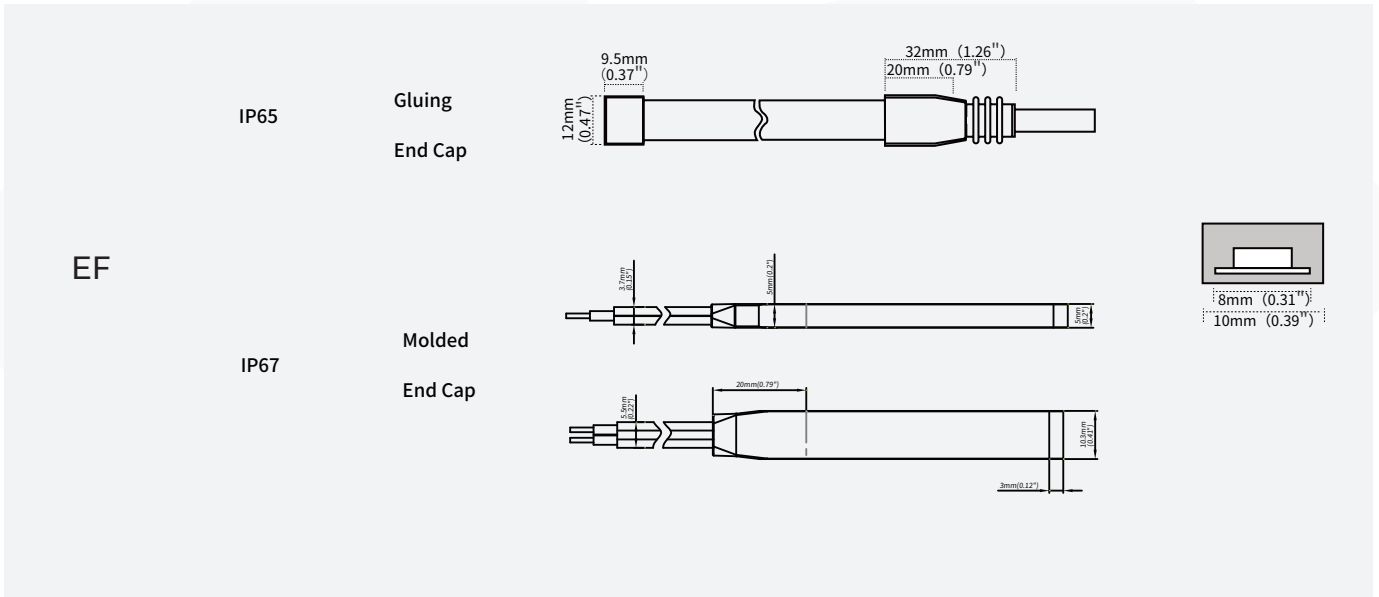
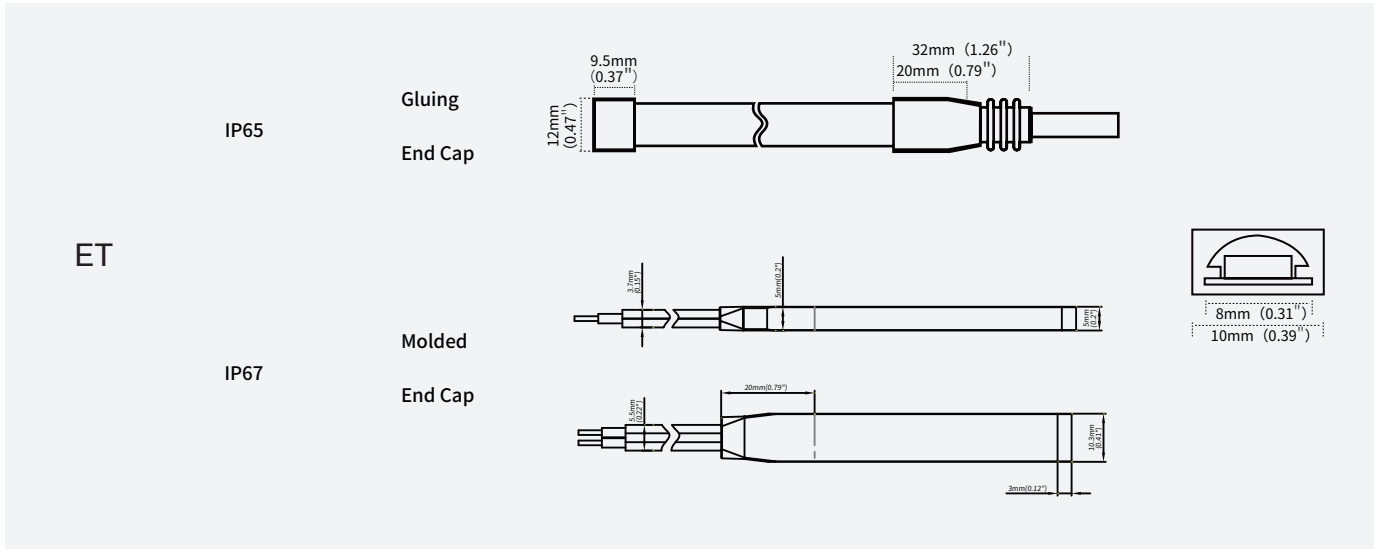
CRI	Color	CCT	Lumen(lm/m)	Lumen(lm/ft)	lm/W	ERP 2019
Ra>95	PW	3500K	572	175	85	G
Ra>95	NW	4000K	572	175	85	G
0	G	520-530nm	/	/	/	/
0	B	465-470nm	/	/	/	/

- 1.The tolerance of output data can be vary up to 15%.
- 2.the output data tested according to IES TM-30-15.
- 3.the output data is based on IP20/1merter , data of 5m in only for reference.
- 4.IP protection process leads changes to size, CCT and luminous flux.





### [BIN]















**【 IP process structure and size 】**



## 【IP Process Parameters】

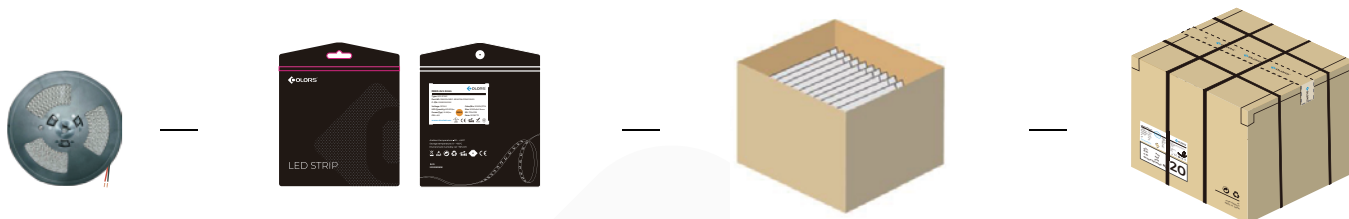
IP Process	Picture	Picture description	Size	optional CCT/color for finished product	lumen output rate
NO		No proof	8mm*1.5mm	1900K/2300K/2700K/3000K/3500K/4000K /5000K/6000K/G/B	100%
NA		Nano-proof	8mm*1.6mm	1900K/2300K/2700K/3000K/3500K/4000K /5000K/6000K/G/B	98%
ET		Extrusion tube	10mm*4.8mm	1900K/2300K/2700K/3000K/3500K/4000K /5000K/6000K/G/B	88%
EF		Extrusion filling	10mm*5mm	2300K/2900K/3400K/3850K/5800K/8750K /15000K/G/B	86%

## 【Accessories Information】

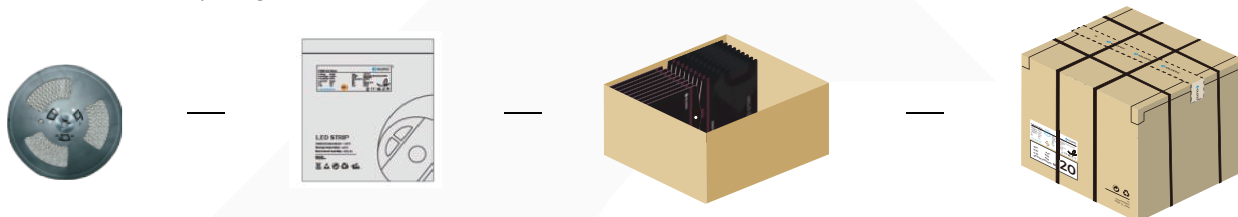
Name	Picture	Code	description	
Connector for wire and FPC		94-42-620800001	TXB208-NOGA	8mm width, 2PIN connector of wire and FPC, suitable for white color strip, NO/NA, 2PIN wire 18- 22AWG
Connector for FPC and FPC		94-42-620800002	TBB208-NOGA	8mm width, 2PIN connector of FPC and FPC, suitable for white color strip, NO/NA
Slim connector		81-01-000000-000064	TBB208-NOTA	Suitable for 8mm board width, IP20, 2PIN board-to-board solderless terminal
Slim connector		81-01-000000-000066	TXB208-NOTA012	Suitable for 8mm board width, IP20, 2PIN wire- to-board solderless terminal
Fixed Clip		94-02-00-0002	FSW08SA	Silicone clip, screw: PA 3*8mm, suitable for 8mm FPC, EF/ET strip
Silicone Plug Kit		94-02-00-0044	DT08EA-A	Silicone plug kit, suitable for 8mm board width, ET/EF series silicone extrusion light strip
Silicone stopper kit		94-02-00-0045	DW08EA-A	Silicone tail plug kit, suitable for 8mm board width, ET/EF series silicone extrusion light strip
Mounting groove		94-02-00-0024	CVT08EA-12100100	Transparent PVC mounting groove, suitable for 8mm FPC, silicone extruded EF/ET strip
Stopper glue		94-16-03010001	AS-PG-0003	Silicone gel, suitable for ET/EF/EG waterproof LED strip
ET solderless plug		94-03-00-0027	PT208-ETWA	Monochromatic light strip, 8mm board width, ET protection technology
ET press-fit terminals		94-03-00-0028	CBX208-ETWA020	Monochromatic light strip, 8mm board width, ET protection technology
ET press-fit terminal kit		94-03-00-0029	STBX208-ETWA020	Monochromatic light strip, 8mm board width, ET protection technology

## 【Packing】

Colors brand package



General customized package



IP Process	Product size(mm)	Product quantity (m/reel)	Product quantity (m/case)	Product net weight(kg)	Net weight per box(kg)	Gross weight(kg)	Package size (cm)
NO	5000*8*1.5	5	300	0.106	6.36	7.314	41*41*26
NA	5000*8*1.5	5	300	0.111	6.66	7.659	41*41*26
ET	5000*10*4.8	5	200	0.431	17.24	19.826	41*41*26
EF	5000*10*5	5	200	0.477	19.08	21.942	41*41*26

Remark: data with 10% tolerance

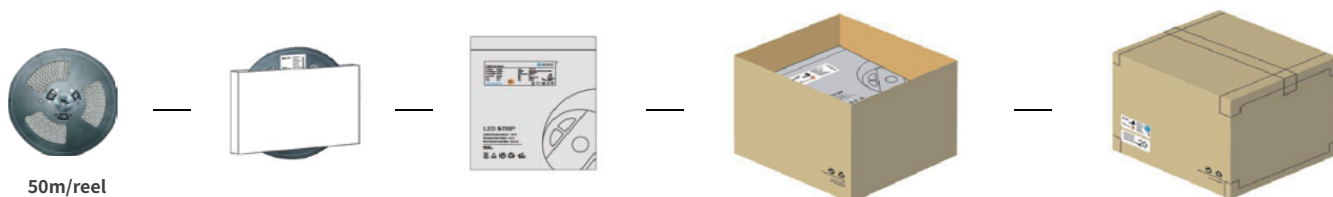
### · Engineering packaging of ET(IP67)/EF(IP67)

(free-soldering end caps with 40 cover per box could be ordered separately if needed)



50m/reel

### · Engineering packaging of NO(IP20)/NA(IP65).



50m/reel

IP Process	Product size(mm)	Product quantity (m/reel)	Product quantity (m/case)	Product net weight(kg)	Net weight per box(kg)	Gross weight(kg)	Package size (cm)
NO	5000*8*1.5	50	650	1.06	13.78	15.847	41*41*26
NA	5000*8*1.6	50	650	1.11	14.43	16.595	41*41*26
ET	5000*10*4.8	50	100	4.4	8.8	10.12	25.5*25.5*26
EF	5000*10 *5	50	100	4.86	9.72	11.178	25.5*25.5*26

Remark data with 10% tolerance

### **【Precautions】**

- Please drive the led strip with 24VDC isolated power, and the ripple of the constant voltage source should be less than 5%.
- Please do not bend the strip into an arc with a diameter less than 60mm to ensure the longevity and reliability.
- Do not fold it in case any damage of LED beads.
- Do not pull the power wire hard to ensure the longevity.Any Crash may damage the LED light is prohibited.
- Please make sure the wire is connected to the anode and cathode correctly. The power output should be consistent with the voltage of the strip to avoid damage.
- LED lights should be stored in dry, sealed environment. Please only unpack it before usage. Ambient temperature: -25 C~40 C.Storage temperature: 0 C~60 C.Please use the strips without waterproof within indoor environment with humidity less than 70%.
- Please be careful during operation. Do not touch the AC power supply in case of electric shock.
- Please leave at least 20% power for the power supply during using to ensure there is enough power supply to drive the product.
- Do not use any acid or alkaline adhesives to fix the product (e.g.: glass cement).
- Do not scratch the product when IP processof the product is NA. Ultraviolet rays will damage the nano-layers on the product and seriously affect the life of the product.