

PRO Series Specification


DF8

24V-8mm



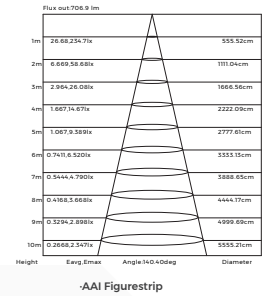
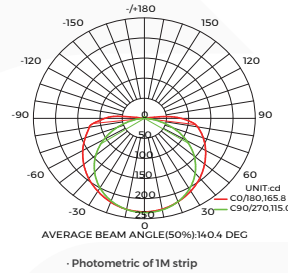
【General description】

- Light line and dot-free with big emitting angle
- CRI>90,80LM/W,800LM/M
- Easy installation and maintaining
- 7 optional 2700K\3000K\4000K\6500K\R\C\B



【Dimension】

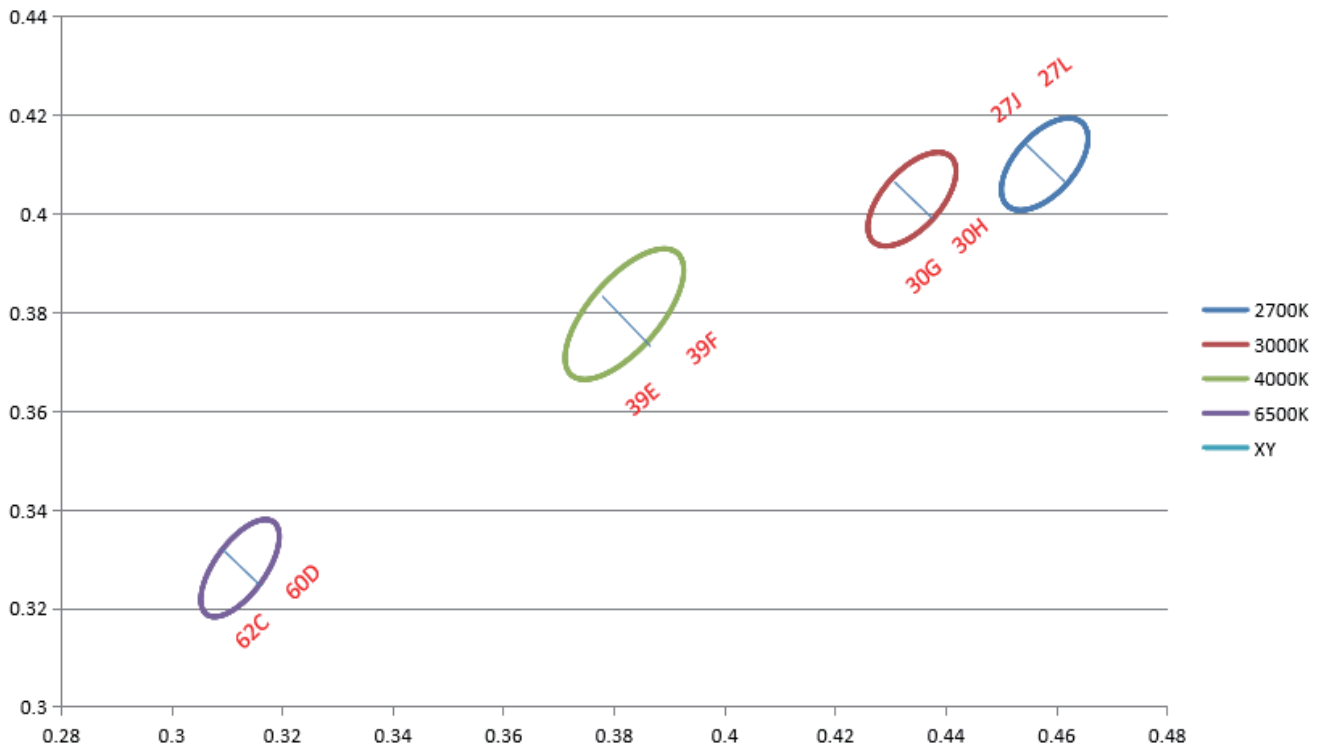
- | | |
|-----------------------------------|--|
| Input voltage: DC24V | Max.length: 5000mm(16.4') |
| CRI: 90 | Cutting unit: 55.5mm(2.19") |
| Max.power: 11.2W(1m) | LED pitch: / |
| Power range: 8.8~11.2W(1m) | Min. bend diameter: Φ 60mm(2.36") |
| Rated current: 0.42A(1m) 1.8A(5m) | Mounting: 3M tape |
| Typical Power: 10W(1m) 43.2W(5m) | Copper foil: 2oz |
| tape IP: IP20/IP65/IP67 | |
| On-off times: 10000 (test times) | |
| Warranty: 5years | |
| (Warranty is based on indoor use) | |



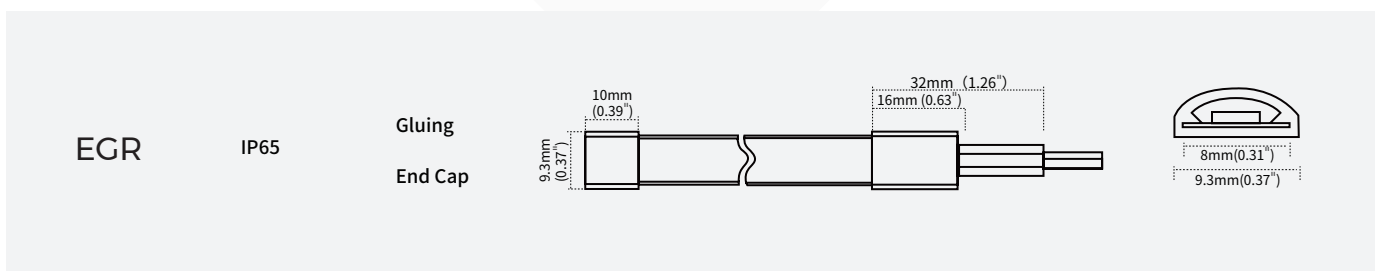
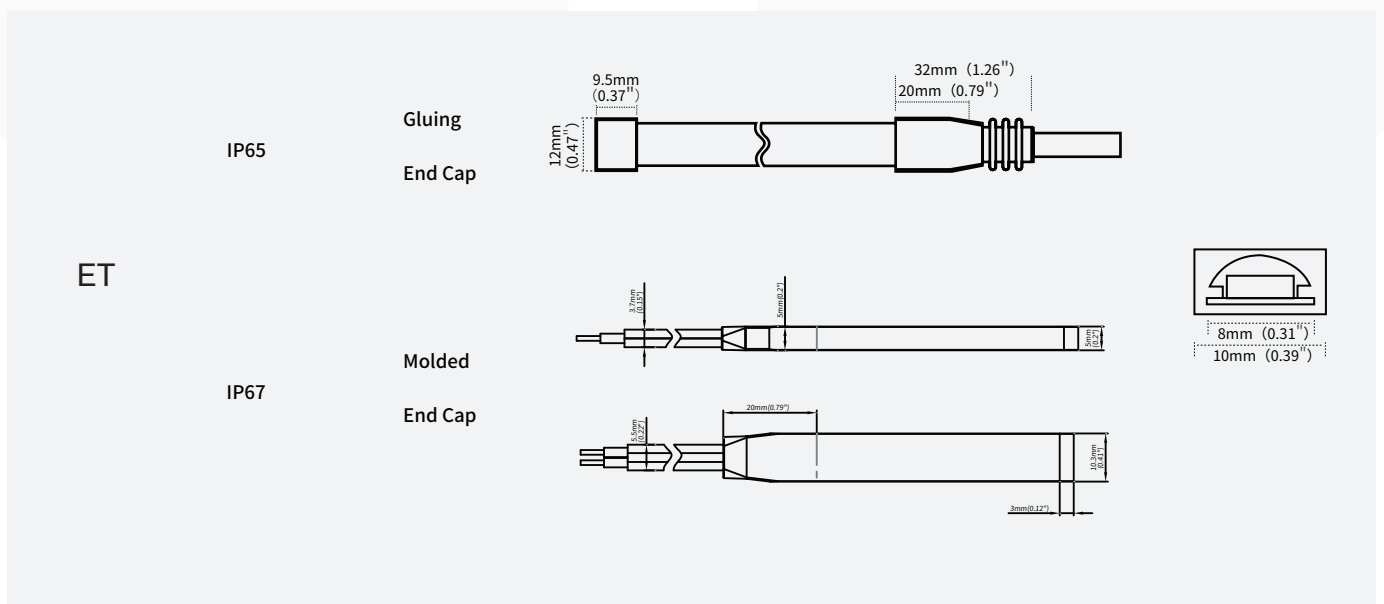
【Photo-electric Parameters】

| CRI | Color | CCT | Lumen(lm/m) | Lumen(lm/ft) | lm/W | ErP 2019 |
|-------|-------|-----------|-------------|--------------|------|----------|
| Ra>90 | SW | 2700K | 790 | 240 | 79 | / |
| Ra>90 | WW | 3000K | 830 | 253 | 83 | / |
| Ra>90 | NW | 4000K | 850 | 259 | 85 | / |
| Ra>90 | W | 6500K | 870 | 265 | 87 | / |
| / | R | 620-630nm | / | / | / | / |
| / | G | 520-530nm | / | / | / | / |
| / | B | 450-460nm | / | / | / | / |





- 1.The tolerance of output data can be vary up to 15%.
- 2.the output data tested according to IES TM-30-15.
- 3.the output data is based on IP20/Imeter, data of 5m in only for reference.
- 4.IP protection process leads changes to size, CCT and luminous flux.
















【IP process information】



【Electronic & output data】

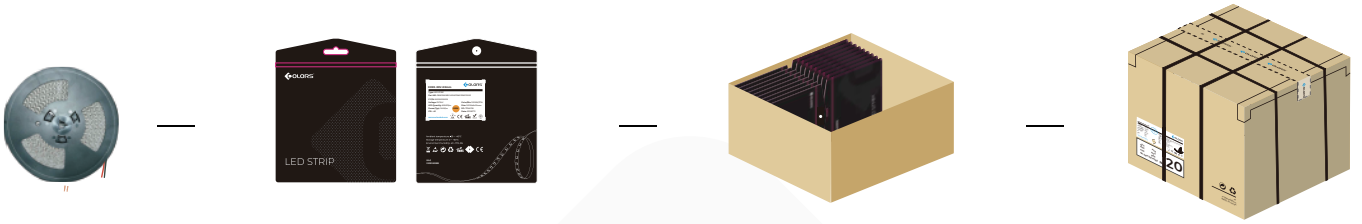
| IP Process | Picture | Picture description | Size | optional CCT/color for finished product | lumen output rate |
|------------|---|--|-------------|---|-------------------|
| NO |  | No proof | 8mm*1.6mm | 2700K/3000K/4000K/6500K | 100% |
| NA |  | Nano-proof | 8mm*1.6mm | 2700K/3000K/4000K/6500K | 98% |
| ET |  | Extrusion tube | 10mm*4.8mm | 2700K/3000K/4000K/6500K | 88% |
| EGR |  | Milky white all-inclusive hollow arc extrusion | 9.3mm*3.8mm | 2700K/5000K/R/G/B | 80% |

【Accessories Information】

| Name | Picture | Code | coding | description |
|-----------------------------|---|---------------------|------------------|--|
| Connector for FPC and FPC |  | 81-01-000002-000034 | CBB208-NOTA | 8MM-2P solder-free connector (board-to board)\ suitable for bare board 8mm width strip light |
| Connector for wire and FPC |  | 81-01-000002-000035 | CXB208-NOTA | 8MM-2P solderless connector(wire to board)\ Compatible with 20&22AWG wire\20#(6A);22#(4A)\ Applicable to bare board 8mm width lamp strip |
| L-connector for FPC and FPC |  | 81-01-000002-000052 | CBBL208-NOTA | 8MM-2P solderless (L) connectors (board-to board)\ for bare board 8mm width light strip |
| Fixed Clip |  | 94-02-00-0002 | FSW08SA | Silicone clip, screw: PA 3*8mm, suitable for 8mm FPC,EF/ET strip |
| Gas phase rubber plug |  | 94-02-00-0038 | DT08EG-A | Translucent gas phase adhesive plug, suitable for 8mm wide silicone extrusion eg lamp with |
| Gas phase gel plugging |  | 94-02-00-0039 | DW08EG-A | Translucent gas phase adhesive plug, suitable for 8mm wide silicone extrusion eg lamp with end plug |
| Silicone Plug Kit |  | 94-02-00-0044 | DT08EA-A | Silicone plug kit, suitable for 8mm board width, ET/EF series silicone extrusion light strip |
| Silicone stopper kit |  | 94-02-00-0045 | DW08EA-A | Silicone tail plug kit, suitable for 8mm board width, ET/EF series silicone extrusion light strip |
| Mounting groove |  | 94-02-00-0024 | CVT08EA-12100100 | Transparent PVC mounting groove,suitable for 8mm FPC,silicone extruded EF/ET strip |
| Stopper glue |  | 94-16-03010001 | AS-PG-0003 | Silicone gel,suitable for ET/EF/EG waterproof LED strip |
| ET solderless plug |  | 94-03-00-0027 | PT208-ETWA | Monochromatic light strip, 8mm board width, ETS protection technology |
| ET press-fit terminals |  | 94-03-00-0028 | CBX208-ETWA020 | Monochromatic light strip, 8mm board width, ETS protection technology |
| ET press-fit terminal kit |  | 94-03-00-0029 | STBX208-ETWA020 | Monochromatic light strip, 8mm board width, ETS protection technology |

【Packing】

Colors brand package



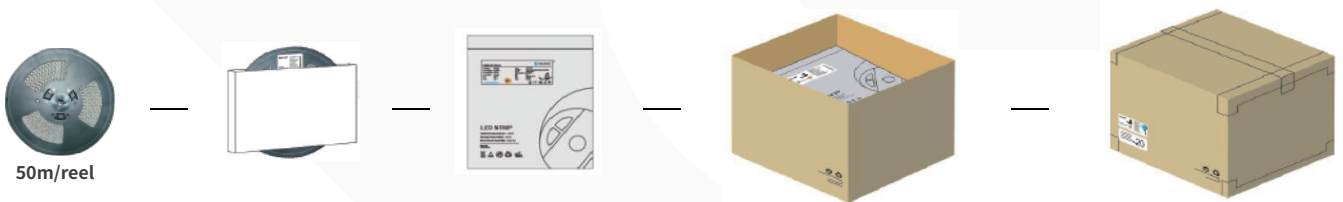
General customized package



| IP Process | Product size(mm) | Product quantity (m/reel) | Product quantity (m/case) | Product net weight(kg) | Net weight per box(kg) | Gross weight(kg) | Package size (cm) |
|------------|------------------|---------------------------|---------------------------|------------------------|------------------------|------------------|-------------------|
| NO | 5000*8*1.6 | 5 | 300 | 0.12 | 7.2 | 8.28 | 41*41*26 |
| NA | 5000*8*1.6 | 5 | 300 | 0.13 | 7.8 | 8.97 | 41*41*26 |
| ET | 5000*10*4.8 | 5 | 200 | 0.4 | 16 | 18.4 | 41*41*26 |
| EGR | 5000*9.3*3.8 | 5 | 200 | 0.19 | 7.6 | 8.74 | 41*41*26 |

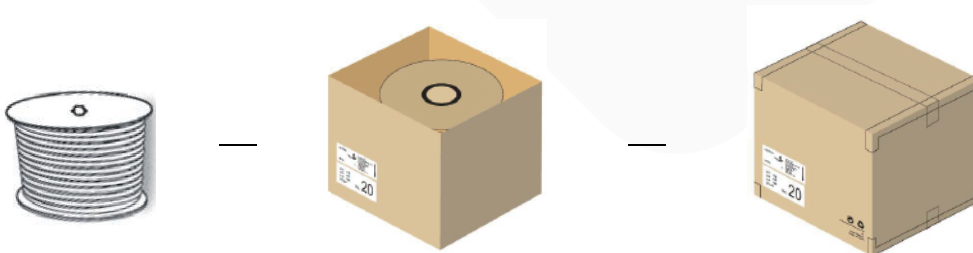
Remark: data with 10% tolerance

· Engineering packaging of NO(IP20).



· Engineering packaging of ET(IP67)

(free-soldering end caps with 40 cover per box could be ordered separately if needed)



| IP Process | Product size(mm) | Product quantity (m/reel) | Product quantity (m/case) | Product net weight(kg) | Net weight per box(kg) | Gross weight(kg) | Package size (cm) |
|------------|------------------|---------------------------|---------------------------|------------------------|------------------------|------------------|-------------------|
| NO | 50000*8*1.5 | 50 | 650 | 1 | 13 | 14.95 | 41*41*26 |
| ET | 50000*10*4.8 | 50 | 100 | 4.5 | 9 | 10.35 | 25.5*25.5*26 |
| EGR | 50000*9.3*3.8 | 50 | 100 | 1.9 | 3.8 | 4.37 | 25.5*25.5*26 |

Remark: data with 10% tolerance

【Precautions】

- Please drive the led strip with 24VDC isolated power, and the ripple of the constant voltage source should be less than 5%.
- Please do not bend the strip into an arc with a diameter less than 60mm to ensure the longevity and reliability.
- Do not fold it in case any damage of LED beads.
- Do not pull the power wire hard to ensure the longevity. Any Crash may damage the LED light is prohibited.
- Please make sure the wire is connected to the anode and cathode correctly. The power output should be consistent with the voltage of the strip to avoid damage.
- LED lights should be stored in dry, sealed environment. Please only unpack it before usage. Ambient temperature: -25°C~40°C. Storage temperature: 0°C~60°C. Please use the strips without waterproof within indoor environment with humidity less than 70%.
- Please be careful during operation. Do not touch the AC power supply in case of electric shock.
- Please leave at least 20% power for the power supply during using to ensure there is enough power supply to drive the product.
- Do not use any acid or alkaline adhesives to fix the product (e.g.: glass cement).
- Do not scratch the product when IP process of the product is NA. Ultraviolet rays will damage the nano-layers on the product and seriously affect the life of the product.